



MAINTENANCE GUIDE

The best way to look after any timber investment is to ensure that it is installed correctly. Please request installation guides from us or speak to us about recommended installers. In addition to correct installation please note the following points about the installation process:

NO SANDING OR SEALING REQUIRED ON INSTALLATION




Rhino Wood is a low maintenance timber and won't need to be sanded or sealed once installed.

When installing and cutting cross sections, these 'exposed' surfaces do not require additional treatment or sealing. Rhino Wood is modified at a cellular level through to the core, resulting in zero durability weak spots when cutting or fixing on site. Additionally, you will not need to sand and seal the deck in order to protect it from fungal decay and termites.

OILING THE MATERIAL IS PURELY AN AESTHETIC CHOICE AND WE RECOMMEND ALLOWING THE BOARDS TO NATURALLY WEATHER

Varnish should never be used.

COLOUR CHANGE DUE TO WEATHERING



Weathered Rhino Wood vs newly installed for an extension of a boundary fence. The weathered timber has lost none of its strength or durability, but the colour has changed.

Rhino Wood will naturally weather to a silver / grey patina when exposed to sunlight. In fully exposed sun, the material takes 6 – 9 months to fully weather grey. This will be the colour of the material for the duration of its lifespan.






Newly installed timber at Constantia Emporium that has been allowed to weather naturally.



NATURALLY WEATHERED GREY

This colour change is due to the impregnated compound forming a protective layer on the surface of the timber and is not a factor of the timber itself discolouring or losing any of its strength or durability.

It is recommended you give your deck a wash with warm soap water (Sugar Soap) and a light plastic bristle brush. The frequency of cleaning will depend on the conditions and can be done with no harmful side effects on the timber. The same cleaning principle applies for cladding and pergola applications where necessary.



MAINTAINING ORIGINAL COLOUR



If you want to maintain the original colour of Rhino Wood, apply a penetrating oil when the timber is installed. How often you apply the oil will depend on exposure and UV conditions. In general, it is recommended that you oil Rhino Wood every 6 – 9 months, in order to maintain the desired aesthetics.

See further information below on re-applying the oil.

DECK HAS WEATHERED GREY, AND I NOW WANT TO OIL IT (FOR A DARKER COLOUR)

The deck will need a thorough washing before oiling. Start by giving it a good sweep to remove debris and dust. Wash according to above instructions. Rinse thoroughly and dry with a cloth. (Leaving pools of water in the sun to dry can leave water marks). Once dry, the first coat of oil can be applied.

Recommended oils: A UV Stabiliser should be added.

- Rubio Monocoat
- Osmo Wood Finishes
- Timberlife Satinwood 28



Do not use varnish on Rhino Wood

Once the first coat of penetrating oil has been applied, a second coat should be applied 3 - 4 hours later. The first coat must dry first. The second coat must also be fully dried before walking on the deck or replacing tables and chairs.

The oil will darken the colour of the Rhino Wood boards. Lighter coloured oils will break down quicker due to the UV rays. Clear coats will need reapplication earlier than darker colours. Please note: with any oil applied to a hardwood, this will require maintenance and reapplication depending on sun exposure. Areas of the deck that get more sun will break down the pigments in the oil faster and therefore fade faster.

High pressure hoses can be used to wash the deck – but please take note. Be sure to use a consistent distance between the deck and the nozzle when spraying. The recommended pressure should be 1200psi or less to avoid damaging the timber. Move the pressure nozzle with the grain of the wood.

For more information on Rhino Wood or to find stockists in your area please look at our website or find us on Instagram and Facebook.

SA Enquiries:

✉ sales@rhinowood.co.za

☎ +27 11 908 0117

International Enquiries:

✉ scott@rhinowood.co.za

☎ +27 82 443 6220

Rhino Wood received the World Wide Fund (WWF) Climate Solver award. This award recognises businesses that are developing and commercialising innovations that reduce carbon emissions and boost energy access around the world.



Rhino Wood supports responsible forestry. Please request FSC® certified products when speaking to our sales team.

